

-

2009 / 1430

:

- - :

. :

- -

- -

-



:

(20510119) :

. . :

: / /

.....: :	1
.....: :	2
.....: :	3

-

.

.....:

.....:

:
(Aids)

·
"

.(2005) ."

:
(Centralization and
decentralization)

(2004).

:
(Strategic Planning
:Concept)

"

.(Bryson,2004)

:
(Poverty Concept)

)

(

) (

) (

" "

.(UNDP 2006).

.(Stonic, In press)

Temporary
International
Mechanism (TIM)

2006/1/25

2006		1000	-
	(35,699)
2008	3	36.000	2007
	(2008)	46.000

Stonic, In) .

(Social Protection)

.(press

:

.() :

:

:

:

:

()

:

.

Abbreviation	Description
SSNRP	: Social Safety Net Reform Project :
MOSA	: Ministry of Social Affairs :
HSC's	: Hard Ship Cases :
WB	: World Bank :
TIM	: Temporary International Mechanism :
EC	: European Commission :
PCBS	: Palestinian Central Bureau of Statistics :

MAS : Palestine Economic Policy :
Research Institute ()

IPC : International Poverty :
Center

PMA : Palestine Monetary :
Authority

2008

2007

17

0.876

.SPSS

)

($\alpha \leq 0.05$)

%92.2

%97.6

Institutional proposals among improving the Aid file management in the Palestinian National Authority from the viewpoint of economists

Abstract

This study was conducted in the period between March 2007 and November 2008 by group of economic experts in universities and research and studies centers, international and the Palestinian institutions. And this study in general aimed to detect and identify proposals that enable the development of the Palestinian national aid management from economists Viewpoint and that was a result for problems experienced by Aid file in terms of multiplicity of institutions, procedures and tools, contradictory and conflicting.

And the importance of this study from the researcher viewpoint that it was the first study which was developing institutional proposals to improve the management of Aid sector of the Palestinian National Authority from the viewpoint of economists, beside the studies which talked about the Aid subject especially after Oslo didn't give enough interest for the institutional side dimensions in terms of building and development for Aid sector management in Palestinian National Authority, However, this study focused on this important aspect directly. There was also a personal motive for the researcher resulted from her research interests to develop the management of Aid sector in Palestinian National Authority; especially that she works in the same field.

The researcher used in this study the Descriptive Analytical Approach, and she gathered the information, studied, and tested the hypotheses using questionnaires and interview and review of previous literatures. The veracity of the questionnaire was confirmed by showing it to arbitrators, and its stability was confirmed by alpha equation for internal consistency, Where the factor of total stability for the tool was 0.876, the questionnaire included 17 paragraphs distributed in several areas, and also analyzed the questionnaire output statistically and presented by the statistical package for Social Sciences SPSS.

The hypotheses of the study which provide the next was accepted ((There is no differences with statistically sign at the level of ($\alpha \leq 0.05$) in the answers of who were asked in the questionnaire about the ways of improving the institutional aspects related in managing the Aid file in Palestinian authority " that's the totally degree for the previous six elements" Due to variables of sex, number of years of experience, the work place, job title, while the hypothesis due to changing sex was rejected.

The results of the study showed that 97.6% of experts say the lack of a clear national strategy for the management of Aid file in the Palestinian National Authority, 92.2% of the respondents assure the absence of a clear organizational structure and effectively meet the needs of Aid file in Palestinian authority, The study also found that donors put tough conditions upon receipt of financing, Which limits their ability to manage the national Aid file, in addition to the absence of a national information system on the poor and vulnerable groups Determine their distribution, and needs, and services available to them to create an appropriate ground for effective coordination between the various parties involved.

The researcher end the study by a set of recommendations, and the Most notable recommendations are restudying and restructuring the vision and the message of Aid file

management in Palestinian authority, in addition to focusing on increasing the Staff and specialized committees To strengthen the institutional infrastructure of Aid file management, And making best efforts to provide a modern management information systems, And building a database with all relevant sides, she also recommended the need to set objective criteria for the selection of poor families and individuals who deserve aid, And putting a system to review the mechanisms periodically and regularly , So as to reduce the repetition in providing Aid Or exceptions for groups that deserve it, With the need to work on forming a national payment scheme Linked to poverty line and unified for all programs and work on managing the external funding according to integrated development plan gathering between the various relevant sides. The researcher assured the importance of developing and institutionalizing the mechanisms of coordination and organization among the parties that work in Aid file management. The researcher recommended the importance of recognizing the leading role of the Ministry of Social Affairs, especially through activating the National Committee to Poverty Combat.

1.1

(PCBS,2006)

1993

2.1

:

:

:

○

○

:

○

■

■

■

■

■

○

○

○

○

3.1

4.1

:

:

•

:

•

:

○

■

■

■

■

■

■

○

○

○

○

5.1

:

$(\alpha \leq 0.05)$

:

-
-
-
-
-
-

6.1

:

:

●

.

.

.

.

:

●

:

●

2008

1994

1.2

2.2

: 1.2.2

"

" (Shahwan,2003)

(2002)."

: .2.2.2

(Team Work)

(Collaborative Work)

.(2002) ."(Organized Work)

"

.(2007) ."

: .3.2.2

:

:

-
-
-
-
-

•

•

•

•

•

(2002)

:

.4.2.2

.(1999) .

:

" •

•

•

()

•

•

•

•

(2002)."

: **.5.2.2**

:

: **.1.5.2.2**

) .

.(2003

" :

.(2004) "

.(2001) .

(2004) .

(1999)

.2.5.2.2

"
(Efficiency) (Effectiveness)
() ()

(2007)"

(Doing right things)

(1999) (Doing things well)

:

:

:

:

:

.

.(2002)

: **.3.5.2.2**

.

.(2005)

:

.

.(2002)

: **.4.5.2.2**

.

:

.1.4.5.2.2

:

.

:

.(2005)

.2.4.5.2.2

"

.(2008)"

:

-
-
-

.(2000)

: **.5.5.2.2**

.(2002)

: **.6.5.2.2**

:

:(Policies) •

:(methods & Rules) •

- -

:(procedures) •

:"steps" •

(2003).

7

:

(7-S's)

(shared- Values) " ○

(strategy) ○

(Structure) ○

(style of management) ○

(System) ○

(Staff) ○

(2004) ."

(Skills) ○

:

.6.2.2

"

"

:

: •

.(1978) .

: 3.2

:

: .1.3.2

2000

2006

(2007) .

2006

Temporary)

(International Mechanism

.(PCBS,2006).

2006

) .

.(2006

: 2006

.2.3.2

) .

:

.(2008

:

.1.2.3.2

:

47.9
 37.3 47.2 47.2
 .(2007).

(2008) .

47
 .(..)
 (2007) .

2005

2006

(TIM) Temporary International Mechanism

35,699) 2006 1000 -
 2007 .(
 (35,699) 1000
 .(41,000 2008 1500
).
 .(2007

4,200
2,478,396

2007

.(2007) .

:

.3.3.2

2006

)

(

2006

.2005

2008-2006

.(2007) .

.1.3.3.2

2005

:

) 9

%15-%10 .(3.2)

(55-45)

:

%10

•

%30

•

.(2005)

.2005

:

.(2005)

1000

228

:

$x + 28 + 200 =$	$x + 14 =$
$) 56 +$	$x + 84 +$
$:$	
$.(1.2)$	$.(2005$

4
(14)
28
56 21 16 %85

2008-2006

240
.2006 84
()

4 10
2.5
(7.5)
(2008)

2200

2007

5

1200

2006
()
1,520,000
) . 2,670,000
.2008
(.2008

(2008) .2008

DEEP - .2.3.3.2

.2006 .2007 12
29,700,000

:

10 : •

17

5000-3000

30

()

3000

()

:

9

:

-
-
-
-

.(2007

) .

:

.3.3.3.2

:2007

•
 .(11731200) (117312)
 .(:6) •
 . \$100000 21000 •
 .
 1804 5148 •
 . 429 96 •
 (100) •
 . 392000 3920 •
 : •
 400 ○
 4000 ()
 .(100000)
 (...) : ○
 11086 11086
 .(250000)
 (\$ 95000) ○
 (34000) (61000)
 . 4400
 57000) / ○
 .(2007) . (

: **.4.3.2**

.
 .
 () .2006 .

"

(2.2)

:

.5.3.2

()

.2006

:

•

•

(2006) .

2007-2006

) .

(2007

(2008

) .

2007-2006

:

-
-
-

) .

(2007

:

.6.3.2

: :

"

"

"

)

"

.(

"

"

.

"

.

. (UNDP,2006) "

-

(

)

.

"

"

.

.

2002

"

"

"

"

.

"

"

"

"

)

".(

.(2006) "

:

•

()

)

.(

•

()

()

)

(2003).(

(2008).

2004

(2004).

4.2

: .1.4.2

: .

(2005)

:

•

•

•

()

:

•

•

•

:(2005)

•

•

•

"

"

(2005)

1993

2004-1994

7.5

(*2000 - 1994)

(500)

.(2004 - 2001)

(2004-2001) (2000-1994) (%30) (%15) %7 %8 %30

(%57) (4.3) (%20) (1.5) (%6)

(450) (%85) (%15)

:

-
-
-
-
-

(2003 " ")

()

:

•

•

(

)

•

(%80)

•

•

•

:(2001)

:(Stonik)

" : (FAO)
"

.2007

.

.2007

.1999

:

•

()

•

•

•

(FAO)

∴

.()

)

•

•

•

•

)

() (

()

) ()
(

:

() : •

: •

•
•

:

•

•

)

.(

.(

)

•

2005

:(2009)

--

:

.2.4.2

:

:(2001)

.2001/9/11

" " (2005)

()

)
(vision) .(

" :(2001)

"

:
:

-
-

30

20

(2004)

(1967)

:(2004)

(2001-1993)

:(2006)

•
•

•

:

.3.4.2

:

(vision)

•

•

•

•

•

•

•

"

"



:

() ()

1.3

: •

: •

2.3

. / 41

. / (55)

%74

7

41

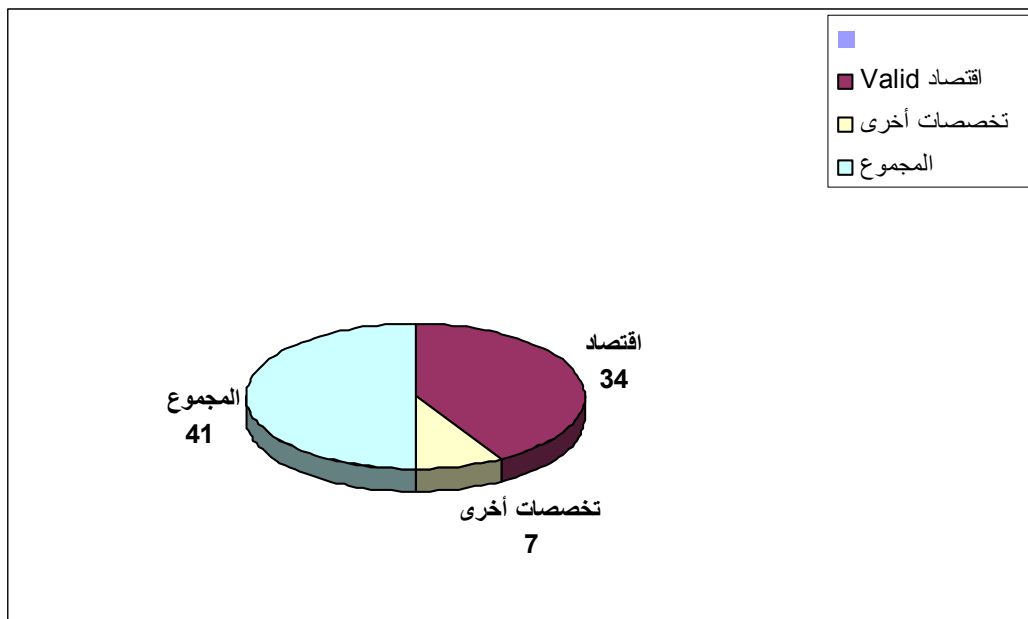
34

(1.3)

(1.3)

:1.3

82.9	34		Valid
17.1	7		
100.0	41		




:1.3

3.3

(2.3)

:



4.3

10

()

(3.3)

5.3

8

(Cronpach Alpha)

(0.876)

(4.3)

6.3

SPSS

7.3

:

(%82.9)

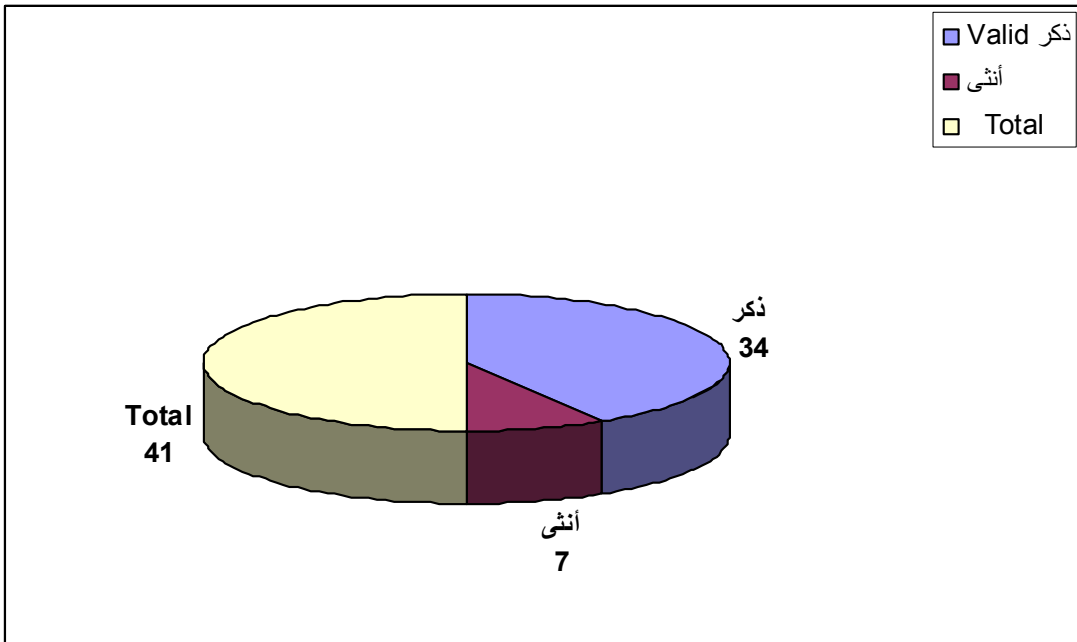
:

.(2.3)

(%17.1)

:2.3

82.9	34		Valid
17.1	7		
100.0	41	Total	



:2.3

%82.9

(%53.7) (3.3)

:

(44-35)

(%26.8)

(55)

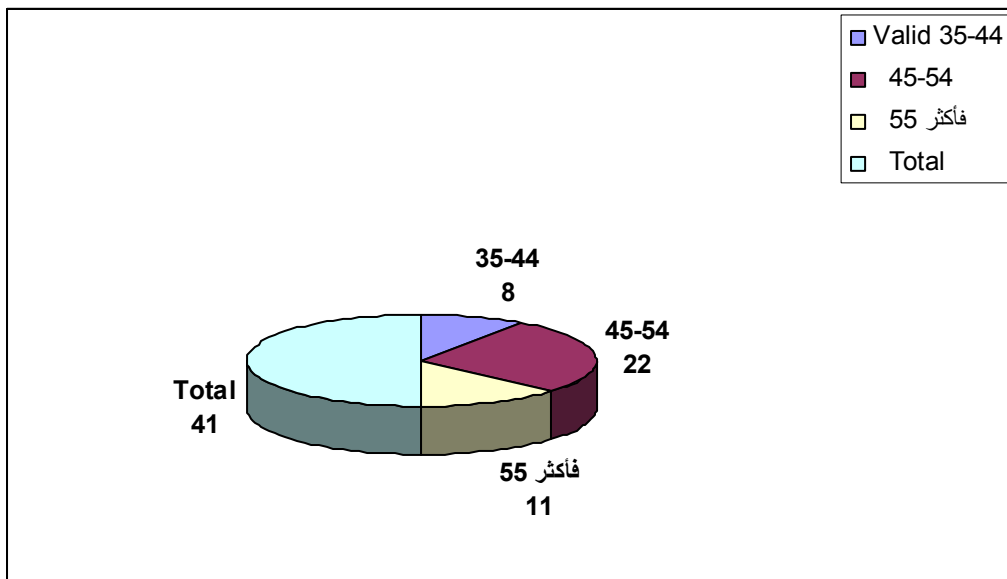
(54-45)

. 54-45

(%19.5)

:3.3

19.5	8	35-44	Valid
53.7	22	45-54	
26.8	11	55	
100.0	41	Total	



:3.3

(4.3) (4.3) : •
%95 (%34)

(%61)

%2.4

(%51.2) (5.3) : •

(%41.5)

(15)

.(9-5)

(%7.3)

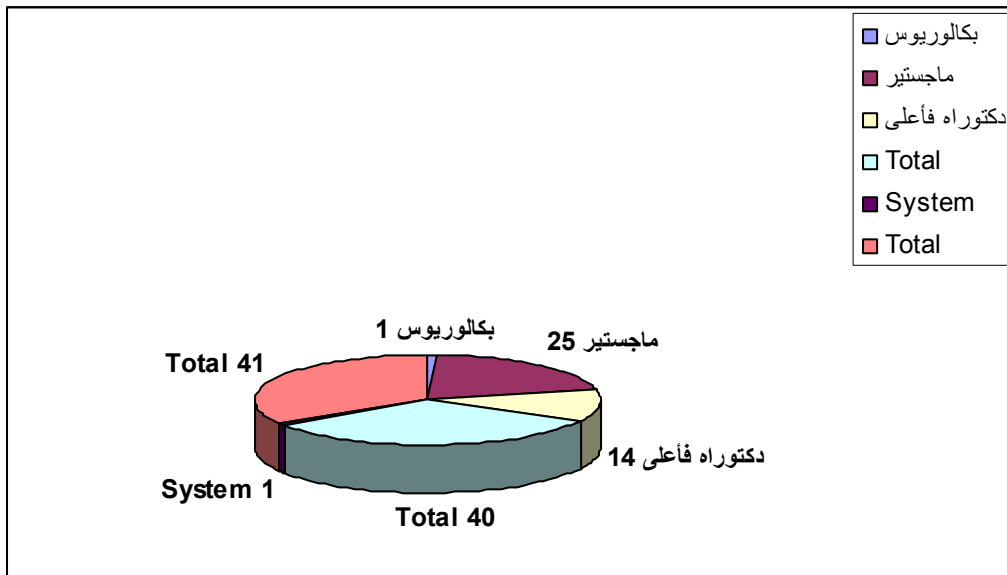
(14-10)

10

%93

:4.3


2.4	1		Valid
61.0	25		
34.1	14		
97.6	40	Total	
2.4	1	System	Missing
100.0	41		Total



:4.3

:5.3

7.3	3	5-9	Valid
41.5	17	10-14	
51.2	21	15	
100.0	41		



:5.3

• : (6.3) %82.9

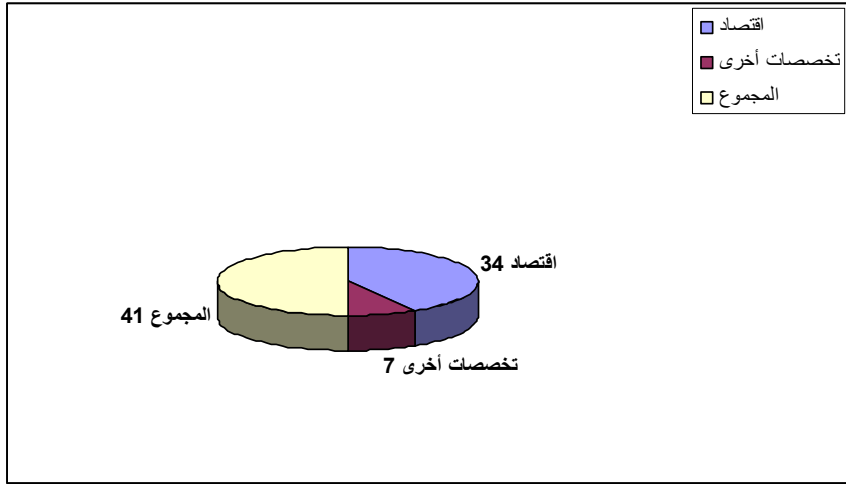
:6.3

82.9	34		Valid
17.1	7		
100.0	41		

• : (7.3) %31

%36.6 %22

...
(8 (2.3)) .

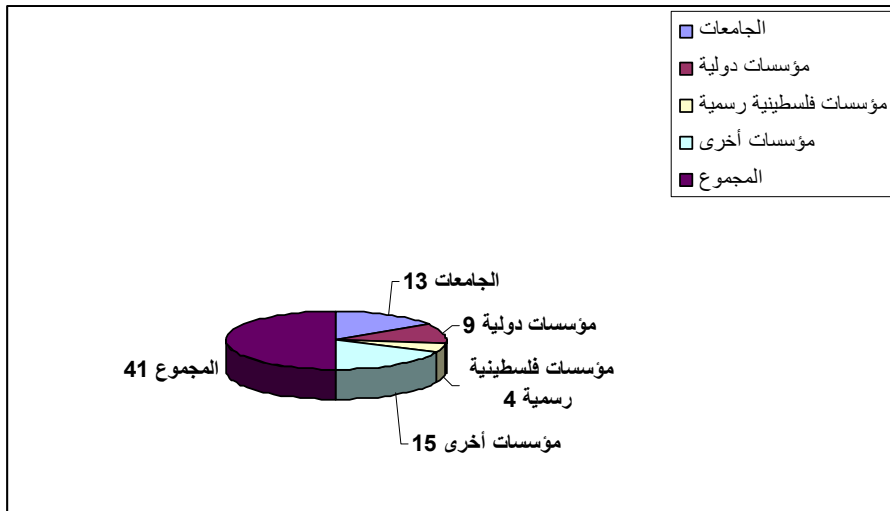


:6.3

" "

:7.3

31.7	13		Valid
22.0	9		
9.8	4		
36.6	15		
100.0	41		



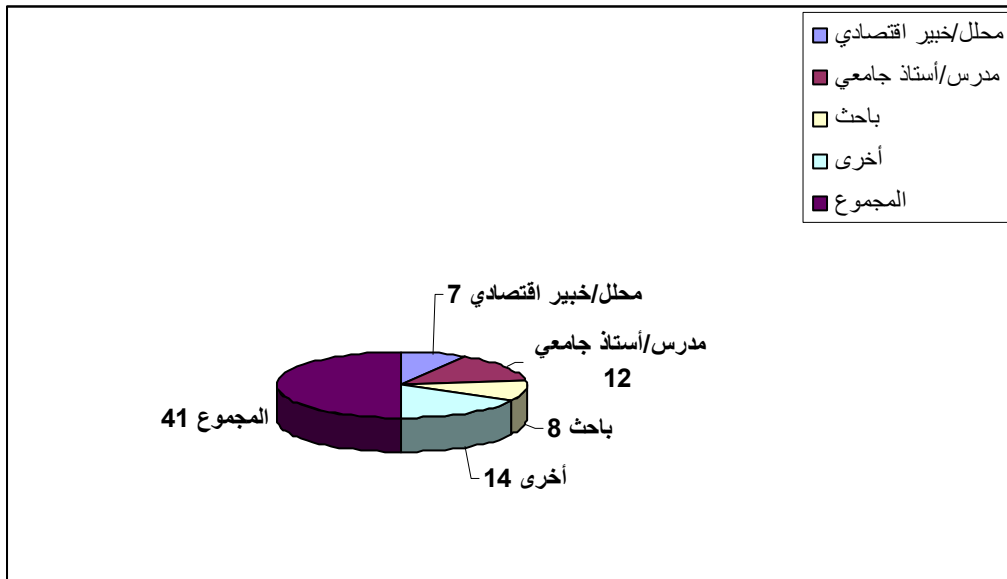
" "

:7.3

" %17 :
 %35.1 %19.5 %29.3 "
 .(8.3)

:8.3

17.1	7	/	Valid
29.3	12	/	
19.5	8		
34.1	14		
100.0	41		



:8.3



: 1.4

:

: : .1.1.4

"

%97.6

.(1.4)

:1.4

.536	1.63			2.4%	58.5%	39.0%	

.0.536

(1.63)

.(1.4)

- -

/12

2007

) .

(2007

:

•

•
•

•

•
•

•
•

•

" "

•
•

•

:

.2.1.4

"

%92.5 (2.4)

%7.5

:2.4

.599	1.73			7.5%	57.5%	35.0%	.1
.591	2.10		2.5%	15.0%	72.5%	10.0%	.2
1.194	3.60	25.0%	40.0%	7.5%	25.0%	2.5%	.3
2.107	7.32						

"

.(2007) "

%82.5

%65

(2.4)

.0.599

(1.73)

·
:

•

•

•

•

•

•

:

.3.1.4

"

%95.1

%2.4

%2.4

.(3.4)

%56.1

%31.7

:3.4

.633	1.73		2.4%	2.4%	61.0%	34.1%	.1
.745\	2.54		12.2%	31.7%	53.7%	2.4%	.2
1.119	4.27						

(3.4)

.0.633

(1.73)

-
-
-
-
-
-
-
-
-

:

.4.1.4

"

% 56.4 (4.4)

%70.7

)
 .(

.() .()

%72.5 (4.4)

:4.4

.997	2.49	39	20.5%	23.1%	41.0%	15.4%	
.672	2.27	41	4.9%	24.4%	63.4%	7.3%	
.823	2.30	40	12.5%	15.0%	62.5%	10.0%	
1.001	2.65	40	14.6%	26.8%	53.7%	4.9%	
2.550	9.66						

(4.4)

. 2.550

(9.66)

:

.

.

.

.

.

.

:

.

.

:

"

%70.5 (5.4)

•

•

•

•

•

•

•

•

•

•

.5.1.4

%55 .(2007) .

(5.4)

.(1.688)

(6.85)

:5.4

1.001	2.65	40	2.5%	22.5%	20.0%	47.5%	7.5%	
1.209	4.20	41	58.5%	22.0%	4.9%	9.8%	4.9%	
1.688	6.85	40						

:

•

•

•

•

•

:

.6.1.4

"

:

" "

"

" "

"

"

"

"

"

1994

"

"

2002

"

"

(2009) .

) .

(2009

%50

:

(110) 2000

2002 %40 2000 %10
2007 %44

155 (15)
. %80

.(2009) .

2008
) . 7.7
2008 %3 .(2008

(2009)

. %96

"

.(2008) ."

%51.2 (6.4)

.

: %39

%9.8

. :6.4

1.601	2.71	41	19.5%	19.5%	9.8%	14.6%	36.6%	

2006

.

-
-
-
-
-
-
-
-
-
-

: -7.4

:

	1
	2
	3
	4
	5
	6
	7

: -7.4

:

	1
	2
	3
	4
	5
	1
	2
	3
	4
	5
	6
	7
	8
	9
	10

: -7.4

:

	1
	2
	3
	4
	5
	6
	7
مقترحات مؤسسية على صعيد التعاون مع الممول	
	1
	2
	3
	4
	1
	2
	3
	4

: -7.4

:

	5
	6
	7

:

:

.7.1.4

.1.7.1.4

%97.5

%80

%47

%.72 %57.8

47

95 2007 126
%4 %9

(UNRWA.2007)

850

300

.(2008)

.2.7.1.4

%48.8 •

% 29.35 . %22 .

%48.8 •

...

%71


%4

%2


%8

.(PCBS, MAS, 2008)

.3.7.1.4



.4.7.1.4



-
-
-
-

: 4.4

:

: 1.2.4

" (8.4)
($\alpha \leq 0.05$)

"

($\alpha \leq 0.05$)

(0.05) (0.537)

:8.4

.537	.954	.157	17	2.672	
		.165	18	2.967	
			35	5.639	

: .2.2.4

" (9.4)
($\alpha \leq 0.05$)

($\alpha \leq 0.05$)

(0.05)

(0)

.(9.4)

:9.4

		.209	17	3.556		
		.000	18	.000		
			35	3.556		

: **.3.2.4**

"

(10.4)

($\alpha \leq 0.05$)

($\alpha \leq 0.05$)

(0.05)

(0,809)

: **.4.2.4**

(11.4)

($\alpha \leq 0.05$)

($\alpha \leq 0.05$)

(0.05)

(0.514)

:10.4

.809	.651	.330	17	5.617		
		.507	18	9.133		
			35	14.750		

:11.4

.514	.981	1.253	17	21.306		
		1.278	18	23.000		
			35	44.306		

: **.5.2.4**

(12.4)

($\alpha \leq 0.05$)

"

" "

($\alpha \leq 0.05$)

(0.05)

(0,598)

"

"

:12.4

.598	.884	1.579	17	26.839		
		1.785	18	32.133		
			35	58.972		

:

.6.2.4

"

(13.4)

($\alpha \leq 0.05$)

"

($\alpha \leq 0.05$)

(0.05)

(0.345)

:13.4

.345	1.210	.502	17	8.533		
		.415	18	7.467		
			35	16.000		

3.4

:

•

:

•

•

•

•

•

%51.2

•

•

•

($\alpha \leq 0.05$)

•

5.1

:

•

•

•

•

•

•

•

•

•

•

5.2

:

•

•

•

•

•

•

()

•

•

•

:

○

○

)

.(

)

.(

○

○

5.3

)

(

:

.

"

.1.5.3

:

:

•

.

.

:

•

()

.

:

.

○

.

○

.

○

.

○

: **.2.5.3**

: **.3.5.3**

:

-
-
-
-
-

: .4.5.3

:

...

()

GTZ

- - :(2003) •

- :(2001) •

:(2004) •

.2005-2004

:(2005) •

.(2006) •

- :(2004) •

:(2006). •

- :(2004) •

:(2006) •

) - - •

.(

:(2005) •

.283-231 37

2005 :(2005) •

.2007-

- :(2004) •

(2005) : •

(2007) : •

- (2008) :
- .2005
- :(2003)()
- (2005) .
- :(2008)
- (http://www.mosa.ps/index.php?option=com_content&task=view&id=2&Itemid=26. 24/11/2008)
- () :(2006)
- :(2009)
- (www.moheet.com/show_news.aspx?nid=117965&pg=3945 - k, 3/5/2009)
- . 2 . :(2003)
- .1 . :(2004)
- :(2001) .
- 1 . :(2002)
- .1 . - :(2005)
- :(2007).
- :()
- :()
- 3 :(1978).
- .2003 ()
- :

- 1 : (2001) •
- 1 () : (2000) •
- 1 : (1993) •
-) : (2007) •
- (. : (1999) •
- .29-24 77 •
- : (2005) - •
- : (2005) - •
- : (2008) •
- (<http://www.islammemo.cc/article1.aspx?id=19426> - 58k, 8/3/2008 •
- .14 " " : (2001) •
- (<http://www.sis.gov.ps/arabic/roya/14/page5.html> 20/8/2008) •
- :2003 •
- : (2007) •
- : (2004) •
- USAID** : (2005) •
- (.) •
- : (2005) •
- (.) •

- (2006)
-)
- (
- :(1993)
- 1 :(1997)
- " :(2006)
- .16-9 3 "
- . 2 . :(2005) ,
- .() : (2007)
- :
- :
- Boutall, T.(1997): **The Good Manager's Guide**, second edition, MCI,Russell House, London.
- Bryson, M. (2004): **Strategic Planning for public and non profit organizations**, 3rd edition. Jossey-Bass. USA.
- Dransfield, R, Howkins, S,Hudson,F, Davies, W. (1996): Human Resource Management, 1st edition. Bath Press Bath, London.
- International poverty center.(2006): Poverty in Focus, Social Protection, the role of cash transfers, 1edition, London school of Economics.
- Koontz,H, Weihrich.(1988): **Management**. 9th edition. Mc graw hill Book Company.
- Mass, PCBS,PMA.(2008): **Economic and Social Monitor**. 12 editions. Mass, Ramallah.
- Shahwan, U. (2003): **Public administration in Palestine past and present**, University Press of America, Inc. Lanham, Maryland. USA.
- Stonik, Garry (In press): **Social Protection in the West Bank and Gaza Strip, Concept and Terminology**. European Commission.

Palestinian National Authority Ministry of Social Affairs		
--	---	--

2005/11/21

:

228			1
256			2
284			3
312			4
340			5
368			6
396			7
424			8
452			9
480			10
508			11
11	28	.1	
1000			
	(5-0)	.2	
	14		
	(15-6)	.3	
	28		
	(21-16)	.4	
	84		
	65)	.5	
84	(
3			

.6 = +

(() *) + =

$$* 3) + ((21-16) * 3) + ((15-6) *) =$$

$$(3*1.25 + 3*1.3 + 2.2+ 8) + 200 = 31,500,000/45,000$$

$$17.85 + 200 = 700$$

$$17.85 = 500$$

$$28 =$$

:

- . 8 = .1
- . 2.2 (15-6) .2
- . 1.3 (21-16) .3
- . 1.25 .4

:

.1

$$() 84$$

$$. ... 28$$

.2

SSN

SHC

. SHC

)

.3

%50-%11

%10

(

200

.4

/

200

200


:()

"

"

%10

96	1
154	2
203	3
246	4
286	5
327	6
366	7
400	8
430	9
461	10
.10	31

<p>Palestinian National Authority Social & Ministry of Labour Affairs Minister's Office</p>		
--	---	--

% 45

42,000

%55

Social

"

" Hardship Cases Program

(36.000)

%10

•

•

•

6-0

•

21-6

%85

:

%10

•

•

60

•

•

)

(..

•

:

:

: :

.

.

•
•
•
•

•
•
•

()

•
•
•
•

()

.()

:

•

•

•

:

•

•

•

•

•

•

•

•

.

.

.

.

•

•

•

•

:

•

.

•

•

.

•

.

•

.

:

:

.

()

.

:1.3

:

.

:

(_____) : _____

□ (2) : .1
 . (1)

□ 45 -35 (2) : .2
 55 (4) 35 -25 (1)
 55 -45 (3)

□ 15 - 10 (2) : .3
 10 - 5 (1)
 15 (3)

□ (3) (2) : .4
 (1)
 (4)

..... : .5

..... : () .6

..... : .7

						_____	_____
						#	

						#

2008/4/21

/ /

"

"

:

-

-

-

-

-

:4.3

/		
	.	.1
	.	.2
	.	.3
" "	.	.4
" "	.	.5
	.	.6
/	.	.7
	.	.8
" . "	.	.9
		.10
	.	.11

88	1.2
91	3.2
97	2.3
102	3.3
103	4.3

43		1.3
46		2.3
47		3.3
48		4.3
49		5.3
50		6.3
50	" "	7.3
51		8.3

43	1.3
46	2.3
47	3.3
48	4.3
48	5.3
49	6.3
50	7.3
51	8.3
53		1.4
	
55		2.4
	
57		3.4
	
59		4.4
	
61		5.4
	
65		6.4
	
66		-7.4
	
67		-7.4
	
68		-7.4
	

69		-7.4
	
72		8.4
	
73		9.4
	
74		10.4
	
74		11.4
	
75		12.4
 " "	
75		13.4
	

.....
.....
.....
.....
.....
.....

1 :

1	1.1
2	2.1
3	3.1
4	4.1
4	5.1
5	6.1

6 :

6	1.2
6	2.2
61.2.2
7	2.2.2
7	3.2.2
8	4.2.2
9	5.2.2

91.5.2.2
102.5.2.2
113.5.2.2
114.5.2.2
111.4.5.2.2
12	2.4.5.2.2
135.5.2.2
136.5.2.2
146.2.2
15	3.2
151.3.2
162006	.2.3.2
161.2.3.2
183.3.2
181.3.3.2
21	- DEEP	.2.3.3.2
223.3.3.2
23	..	.4.3.2
245.3.2
256.3.2
28	4.2
281.4.2
372.4.2
403.4.2

42	:	
42		1.3
42		2.3
43		3.3
45		4.3
45		5.3
45		6.3
45		7.3
52	:	
		:	
52			1.4
		
52	:	.1.1.4
542.1.4
563.1.4
584.1.4
605.1.4
626.1.4
697.1.4
691.7.1.4
702.7.1.4
713.7.1.4
714.7.1.4

72	4.4
72 :	1.2.4
722.2.4
733.2.4
734.2.4
745.2.4
756.2.4
75	3.4
77 :	
77	5.1
78	5.2
79	5.3
801.5.3
812.5.3
813.5.3
824.5.3
83	
104	
105	
106	
108	